



	HQ	LOADING ZONE FOR HQ DELIVERIES
	Deliveries	LOADING ZONE FOR SITE DELIVERIES
	LZ1, LZ2	TEAM LOADING ZONES
		CREW AND CONTRACTOR PARKING
		MORETON HIRE LOADING ZONE

The Broadwater Parklands car park will be closed to the public during the construction and deconstruction of the Gold Coast Airport Marathon precinct from Monday 20 June 2016 to Thursday 7 July 2016.

The main vehicle entry to the precinct will be the Parklands car park entry marked 'B'. Access is via the southbound lane of the Gold Coast Highway. Vehicle entry 'A' and 'C' will be utilized only on a minor basis, additional traffic control and spotters will be on hand to manage these entry points.

Traffic entering the Broadwater Parklands will be restricted to authorised vehicles only. Traffic control will monitor all traffic entering the closed Broadwater car park from 6:00am to 5:00pm. Event Management Security (ESM) will have staff in place to monitor traffic after hours.

Sponsors and teams loading into their tents north of the Aquatic Centre to use the area marked 'LZ2' Teams loading into tents on the event lawn to use 11 car parks located on the Gold Coast Highway 'LZ1' Load in for team tents is Friday 1 July 2016. Load out is Sunday 3 July 2016 after 14:00